


Chrome Towel Stand

Assembly instructions

Product Size:
450mm W x 210mm D x 840mm H

Ref. 052.02.101



Safety and care advice

Important—Please read these instructions fully before starting assembly

- Check you have all the components and tools listed on pages 3 and 4.
- Remove all fittings from the plastic bags and separate them into their groups.
- Keep children and animals away from the work area, small parts could choke if swallowed.
- Make sure you have enough space to lay out the parts before starting.

- Do not stand or put weight on the product, this could cause damage.
- Assemble the item as close to its final position (in the same room) as possible.
- Assemble on a soft level surface to avoid damaging the unit or your floor.
- Parts of the assembly will be easier with 2 people.



- We do not recommend the use of power drill/drivers for inserting screws, as this could damage the unit. Only use hand screwdrivers.
- Dispose of all packaging carefully and responsibly.
- When drilling walls check first for hidden pipes and cables.
- Use safety eyewear when drilling.

Care and Maintenance

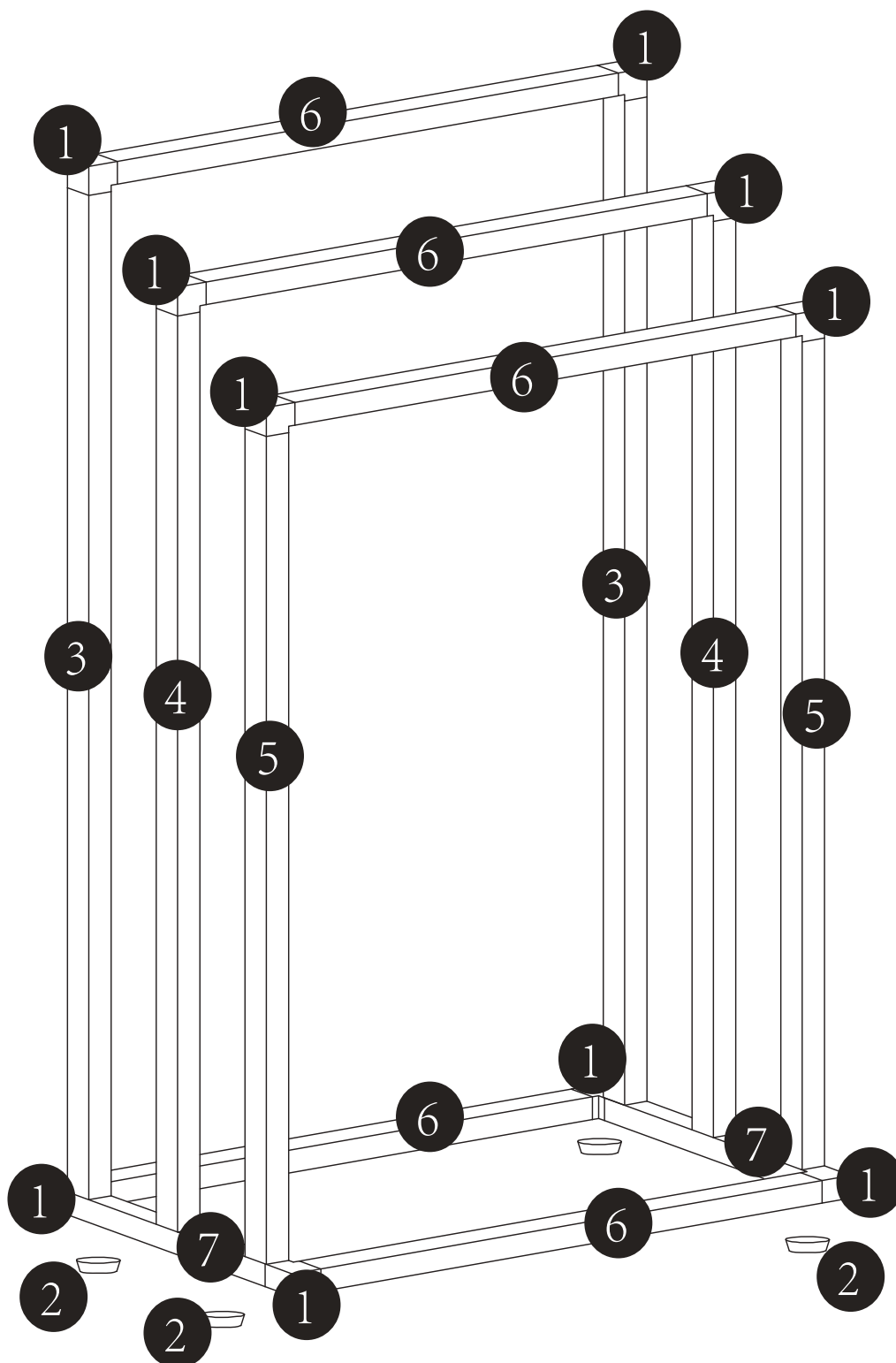
- Only clean using a damp cloth and mild detergent, do not use bleach or abrasive cleaners.
- From time to time check that there are no loose screws on this unit.
- This product should not be discarded with household waste. Take to your local authority waste disposal centre.

Handy Hints

- Assemble all parts and bolts loosely during assembly, only once the product is complete should you fully tighten the bolts
- Regularly check and ensure that all bolts and fittings are tightend properly.

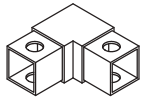






Chrome Towel Stand Assembly instructions

Getting To Know Your Product



Chrome Towel Stand Assembly instructions

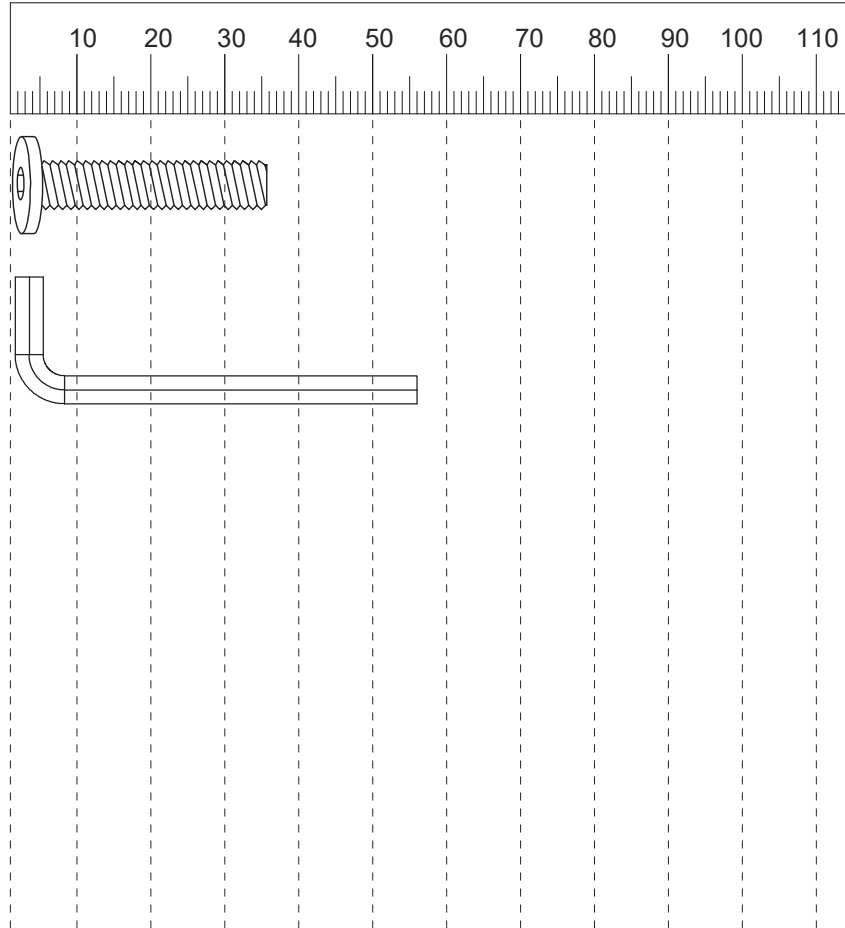
Components supplied(not actual size)

Ref	Dimensions(mm)	Image	Qty
1	23*23*18 mm		10
2	9.5*3mm		4
3	18*18*800mm		2
4	18*18*730mm		2
5	18*18*660mm		2
6	18*18*404mm		5
7	18*18*166mm		2

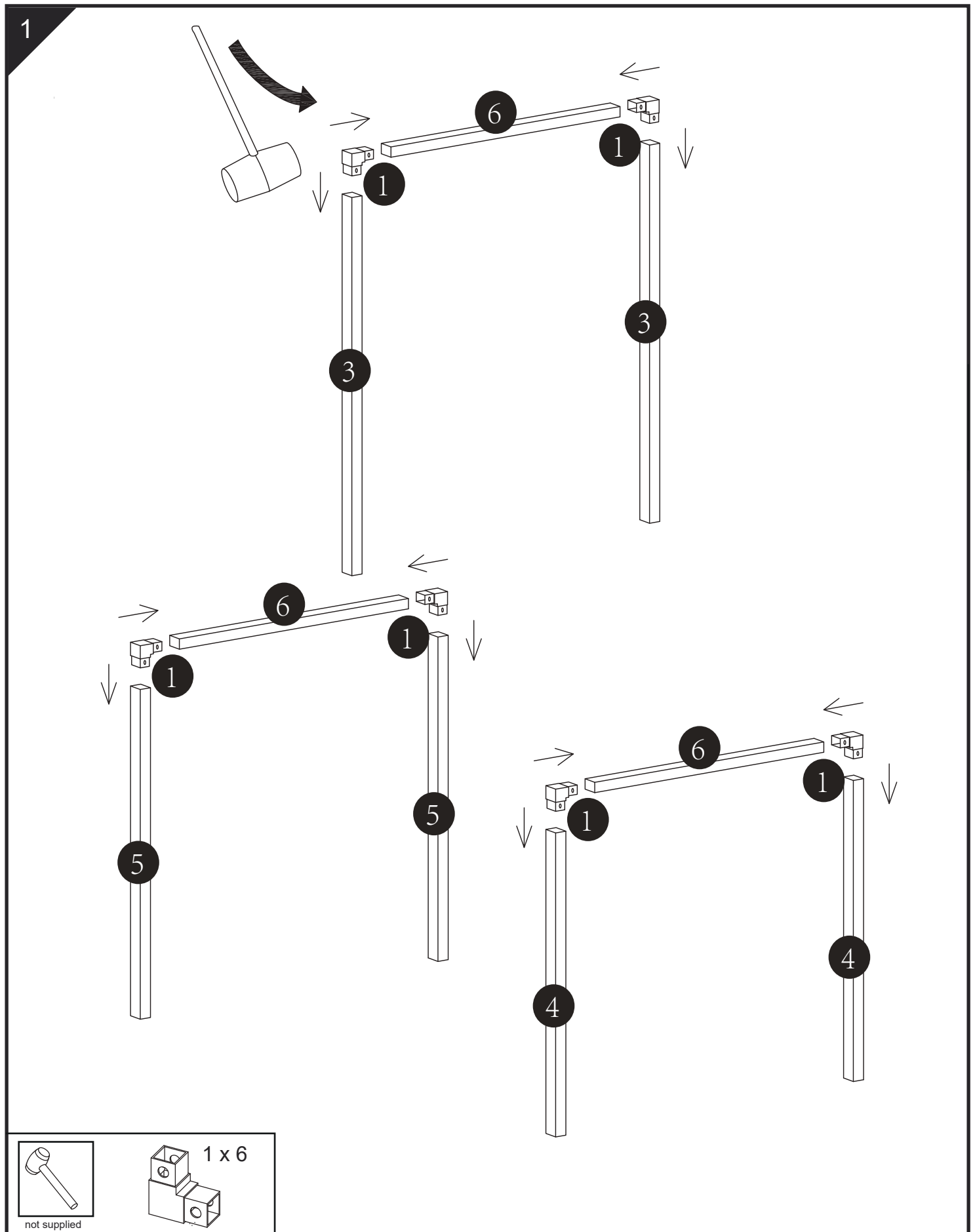
Chrome Towel Stand Assembly instructions

Fixtures and Fittings supplied(actual size)

Ref	Dimensions(mm)	Qty
A	6.5x35	6
B	57x21	1


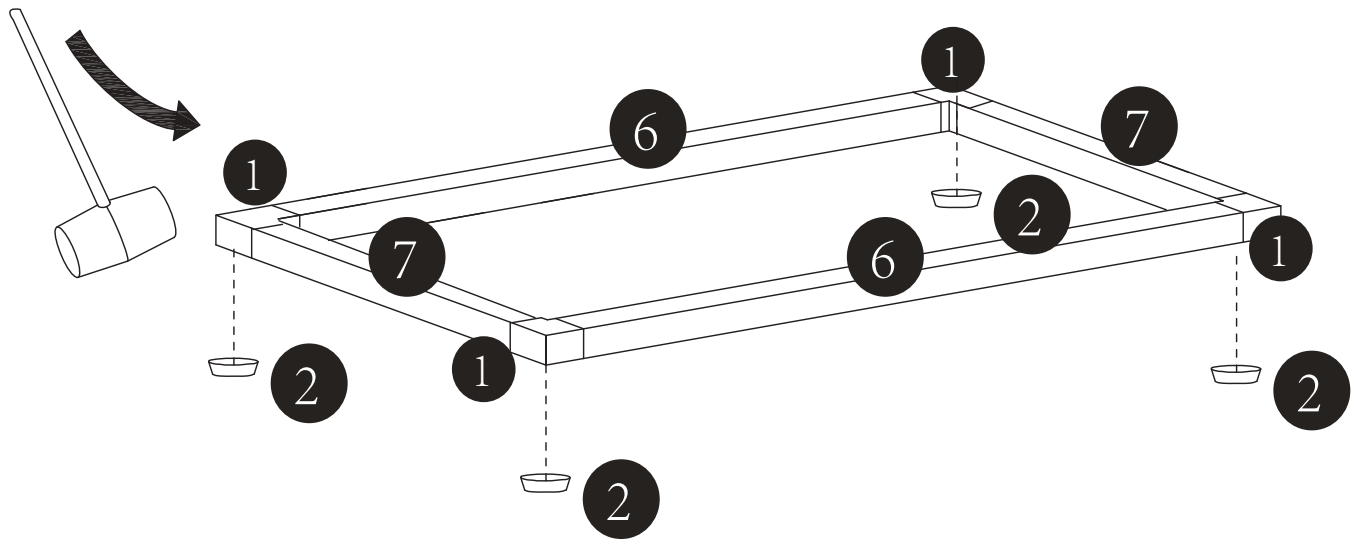


Chrome Towel Stand Assembly instructions

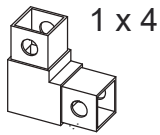


Chrome Towel Stand Assembly instructions

2

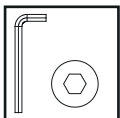
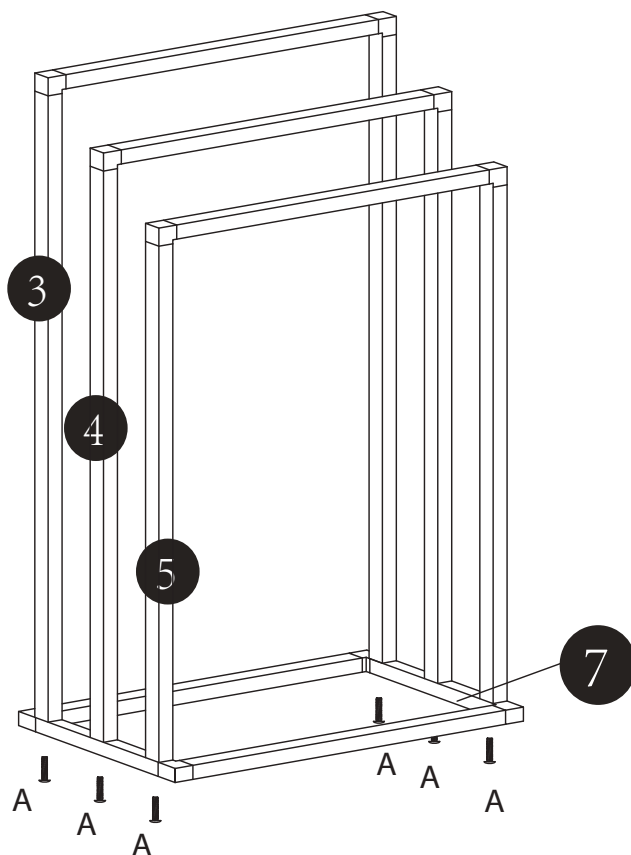


not supplied



1 x 4

3



supplied

A x 6 6.5 x 35

